

Minor Swing

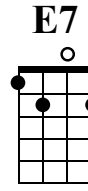
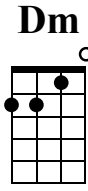
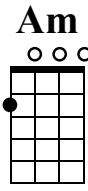
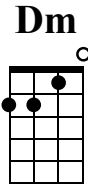
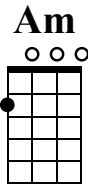
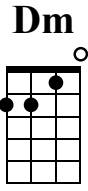
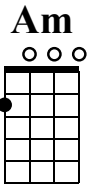
Lead Sheet and Tools for Soloing

Music by Django Reinhardt
Lesson by Neal Chin

♩ = 160



A Head

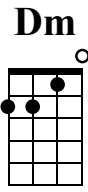
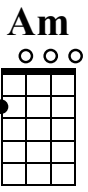


uke.

G
C
E
A

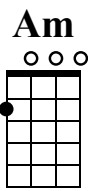
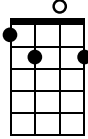
Musical notation for the first system (measures 1-7). The top staff is in treble clef, 4/4 time, with a key signature of one flat. The bottom staff is a guitar TAB with fret numbers 0, 1, 2, and 3. Measure numbers 1 through 7 are indicated above the staff.

B Solos



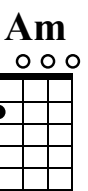
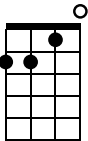
Musical notation for the second system (measures 8-11). The top staff is in treble clef, 4/4 time. The bottom staff is a guitar TAB with fret numbers 0 and 2. Measure numbers 8 through 11 are indicated above the staff.

E7



Musical notation for the third system (measures 12-15). The top staff is in treble clef, 4/4 time. The bottom staff is a guitar TAB with fret numbers 0, 1, and 2. Measure numbers 12 through 15 are indicated above the staff.

Dm



Musical notation for the fourth system (measures 16-19). The top staff is in treble clef, 4/4 time. The bottom staff is a guitar TAB with fret numbers 0, 1, and 2. Measure numbers 16 through 19 are indicated above the staff.

E7 **Am** **E7**

20 21 22 23

A' Head - Ending fine

Am **Dm** **Am** **Dm** **Am** **Dm** **E7** **AmMaj7(9)**

24 25 26 27 28 29 30 31

X Scales - A Minor

1 2 b3 4 5 b6 b7 8

32 33

X Scales - A Harmonic Minor

1 2 b3 4 5 b6 7 8

34 35